



W

R

6

W
W
W
W
W
W

W

W

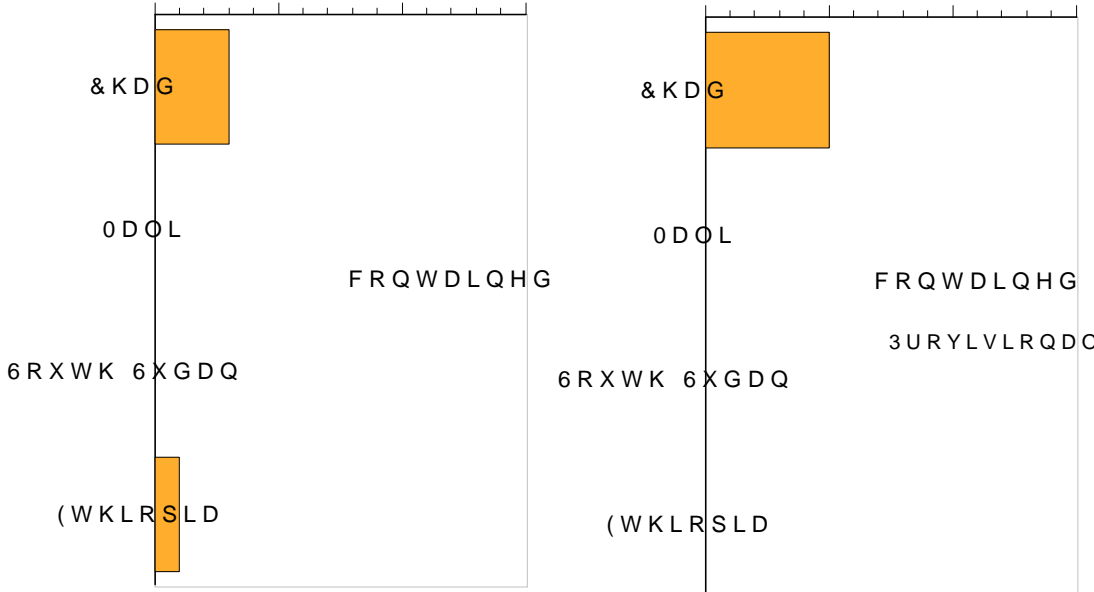
W
W
W
W
W
W



7KH ('(3 KDV FRDQG-KFWBICFKHVDQG /RWHKXQGHU DFWLYH VXU
 UHFHQW RU FXUUHQWO\ HQGHPLF RQWWK BWURDFRPHOOD
 LQ -DQXDU\ \$SULO KHV DQG VHWKHUHQHVDQW DWRWDO R
 VR IDU WKLV \HDU 7KH OHYHO RU DDBBHQVHQV BIFWKH RDV
 GLVHVVH ZDV DPRQJ SHGV, RQVHTXVWQH-QQD/UYE
 DPRQJ SHUVRQV TXHULHG LQ \$/PKYDWD, DQG Q2UBQX
 0DUFK

)LJXUH


5(3257(' &\$6(6 2) '5\$&81&8/, \$6,6 % < &28175<
 '85,1* -\$18\$5< 0\$< DQG
 -DQXDU\ 0D\
 1XPEHU RI FDVHV




6287+ 68'\$1 12 &\$6(6

7KH 6RXWK 6XGDQ *:(3 KDV UHSRUWHG HQRQF DDQXVDRI \$SULO
 7DEOH LV D UHYRUMIGHOLLIHF DLVWLVWHS RUVWFRQFRRUUMKH D
 RI IRXU RI WKH SDWLHQWV 6W DUWXLQYHLO ODDQFHQ6 B XWV6
 WKH UHZDUG DPRXQWV IRU UHSRUWR QGLDHRVHILLOP B GK R D
 LQIHFWHGH BQG RWHWRK K 6XGDQHW H 6RX QDQ a8 6RXWK 6XG
 3RXQGV a86 UHVSHFWLYHO\ WRKBDFSRXQV JIRQLDQ DQDGL
 FRQGXFV VXUYHLOV ODIQF:H LQ W B G \ CDUWHIIXP E M U V RP 6RXW
 WKDW DUH UHVLGHQW DQG HQWHULQJ (WKLRSLD DQG 8JDQ

2012



2013



2014




Table 1

CHAD GUINEA WORM ERADICATION PROGRAM
 LINE LISTING OF CASES OF GWD: JANUARY - MAY 2017*

Case #	Age	Sex	Ethnicity	Village/Locality of Detection			Date GW emerged (D/M/Y)	Case contained? (Yes/No/Pending)	Patient contaminated sources of water (Yes/No)	Date ABATE applied (D/M/Y)	Source^ of infection established? (Yes/No)	Worm Specimen	
				Name	District/ payam/ woreda	County/ Region						Date sent to CDC (D/M/Y)	Diagnosis
1	25	M	Arabic	MmY lci a] M	A Mb X Y `] M		Y N	B c	B #	B c	%	! A Mf ! %	%
2	30	F	Arabic	? M_ M Y A NY f]	; i Y` Y b X Y b		FOMf] 6 M[i] f a]	& & ! A Mf	%+	Mf g	B c +	* ! B c	%
3	45	A	Aci g	cia 6 ci [ci	Y b Y % Gci f NM]		FOMf] 6 M[i] f a]	' %!	A Mf ! %+	B c Mf g	' ! 5 d f	B c +	% BIC5 d f !
4	55	A	G Mf M?	N Mf Mb [Mf M	G Mb Ma NX ^]	A c	n Y b FOMf]	& + ! 5 d f ! %+	B c	Mf g	* ! A Mf ! %	%	% + B c
5	60	A	B [Ua	U m Y ?] f U	G U f \	A c m Y b \ U f]	% ! A U m !	% + Mf g	B c	B #	B c	% , ! A U m	% ! > i b % +

* Provisional

^ Source: _ b c Rb j] g] Pc f f Y g] X Y b WY c Z d Mf] Y G R] V M M] B n c Rf Y b X Y a M] W P V i` g Mf Y ROY f X d M B O g N Y c Z c f J c ; W W i a f f Y X % \$! M B K j Y f] Z] Y X Nm POY ; J9 D B

7DEOH

1XPEHU RI /DERUDWRU\ &RQILUPHG &DV6VI RPEM UQSHDS RRUWPHG &HROQWHD LQQHG E\ 0RQWK GXULQJ
&RXQWULHV DUUDQJHG LQ GHVFBHQGLQJ RUGHU RI FDVHV LQ

&28175,(6 :.7+ (1'(0,& 75\$160,66,21	180%(5 2) &\$6(6 &217\$,1(' 180%(5 2) &\$6(6 5(3257('											&217
[Redacted]												
[Redacted]												
[Redacted]												
[Redacted]												
[Redacted]												

[Redacted]

&HOOV VKDGHG LQ \HOORZ GHQRWH PRQWK/OZKFDQVH FRQWBLQPHQLV QVRDQGDUGV

†5HSRUWV LQFOXGH .D\HV .RXOLNRQEXNWRQQLNDRVFRJDFQGVFRQWBLQPHQLVQVRDQGDUGV

1XPEHU RI /DERUDWRU\ &RQILUPHG &DV6VI RPEM UQSHDS RRUWPHG &HROQWHD LQQHG E\ 0RQWK GXULQJ
&RXQWULHV DUUDQJHG LQ GHVFBHQGLQJ RUGHU RI FDVHV LQ

&28175,(6 :.7+ (1'(0,& 75\$160,66,21	180%(5 2) &\$6(6 &217\$,1(' 180%(5 2) &\$6(6 5(3257('											&217
[Redacted]												
[Redacted]												
†	[Redacted]											
6287+ 68'\$1	[Redacted]											
(7+,23,\$	[Redacted]											
727\$/	[Redacted]											
&217\$,1('	[Redacted]											

3URYLVLRQDO

[Redacted]

&HOOV VKDGHG LQ EODFN GHQRWHZPRQWKVSRKJWHGHGHUFRQWBLQPHQLVQVRDQGDUGV
&HOOV VKDGHG LQ \HOORZ GHQRWH PRQWK/OZKFDQVH FRQWBLQPHQLV QVRDQGDUGV

†

,QFOXVLRQ RI LQIRUPDWLRQ LQ WKH *XLQHD :RUP
GRHV QRW FRQVWLWXWH 'SXEOLFDFWLRQ' RI WKDW
,Q PHPRU\ RI %2% .\$,6(5

1RWH WR FRQWULFEXUW FURQWGXLEKWL RQV6KDORQ PDR O WZU'JSXS#FGF JRY RU WR 'U (U
HUXLJWL#HPRU\ HGX E\ WKH HQGWRKHWRKORZLVK IFRU S/XEOLFDFWLRQ&RQDWLFXQDU'X MCR
:RUP (UDGLFDWLRQ 3URJUDPV 'UV 'RQD OIGE HQ +RIS NKQ & DQGH(W QHWWRH U X'GRQ QK DURQ 5
6DQNDUD RI :+2 DQG 'U ODUN (EHUKDUG
WHO Collaborating Center for Dracunculiasis,